




Fire Department

Marty and Jett's Activity Book



Tape
Your
Picture
Here

**Let's Have
Fun with Fire
Safety**



FEMA

**U.S. Fire
Administration**

Meet Marty and Jett

Welcome to the USFA's Activity Book where fire safety and FUN start.

U-S-F-A stands for the United States Fire Administration. Our job is to help prevent fires. We want everyone to be safe from fire, including you!

Dear Parents and Educators:

Parents and educators play a vital role in teaching children fire safety and reducing the risk of child-set fires.

This activity book provides children ages 5 through 9 with valuable learning tools about fire safety and prevention. To reinforce the lessons in the book, we encourage you to lead a discussion about fire safety and prevention for children using the following information and fire safety tips:

Fire Prevention

- **Help your parents place smoke alarms on every floor of your home.**
- **Never play with matches, lighters, or candles.**
- **Be very careful around fireplaces, heaters, and electrical appliances.**
- **If you find matches or lighters, tell a grownup.**
- **Always ask an adult to help you cook.**
- **Know two ways out of every room.**
- **Help to plan and practice a family escape plan.**
- **Post emergency numbers near the phone.**


In Case of Fire

- **Don't hide in closets or under the bed.**
- **Stay low and go -- even if that means crawling out.**
- **Don't be afraid of firefighters.**
- **Once you're outside, don't go back in.**
- **Meet your family in the place where you planned.**

For more information on children and fire safety, fire prevention, and protecting your home, please visit us at www.usfa.fema.gov or our children's site at

www.usfa.fema.gov/kids

TheUnitedStatesFireAdministrationthankyouforbringingMartyandJett'sActivity Book to the children in your life.



So turn the page, Junior Fire Marshals, and we'll get started.

My Page

Fill in the blanks


My Name Is: _____

My Age Is: _____

My Town's Name: _____


My Local Fire Department's Name: _____

In Case of Emergency Dial: _____



Coloring Page


Mark your Calendar to change all batteries with new ones at least once a year.



Item Search

- Matches - Lighter - Heater - Electrical Outlet -
- Fireplace - Grill - Radiator - Candles - Iron -

In the pictures, circle the 9 items that are listed above, right, that you should never play with or touch.




Four Steps to Fire Safety

In case of fire, here are four easy steps to fire safety. These four pictures show the best way to escape.




If you hear a smoke alarm in your home...

1) Get out quickly and stay out.



3) Meet your family members at a preplanned safe spot.



2) If there's smoke, stay low to the ground when you exit.





4) Call 911 or the emergency number from a neighbor's place.



The Fire Safety Order Game

Put these fire safety steps in the right order with numbers 1 to 4.

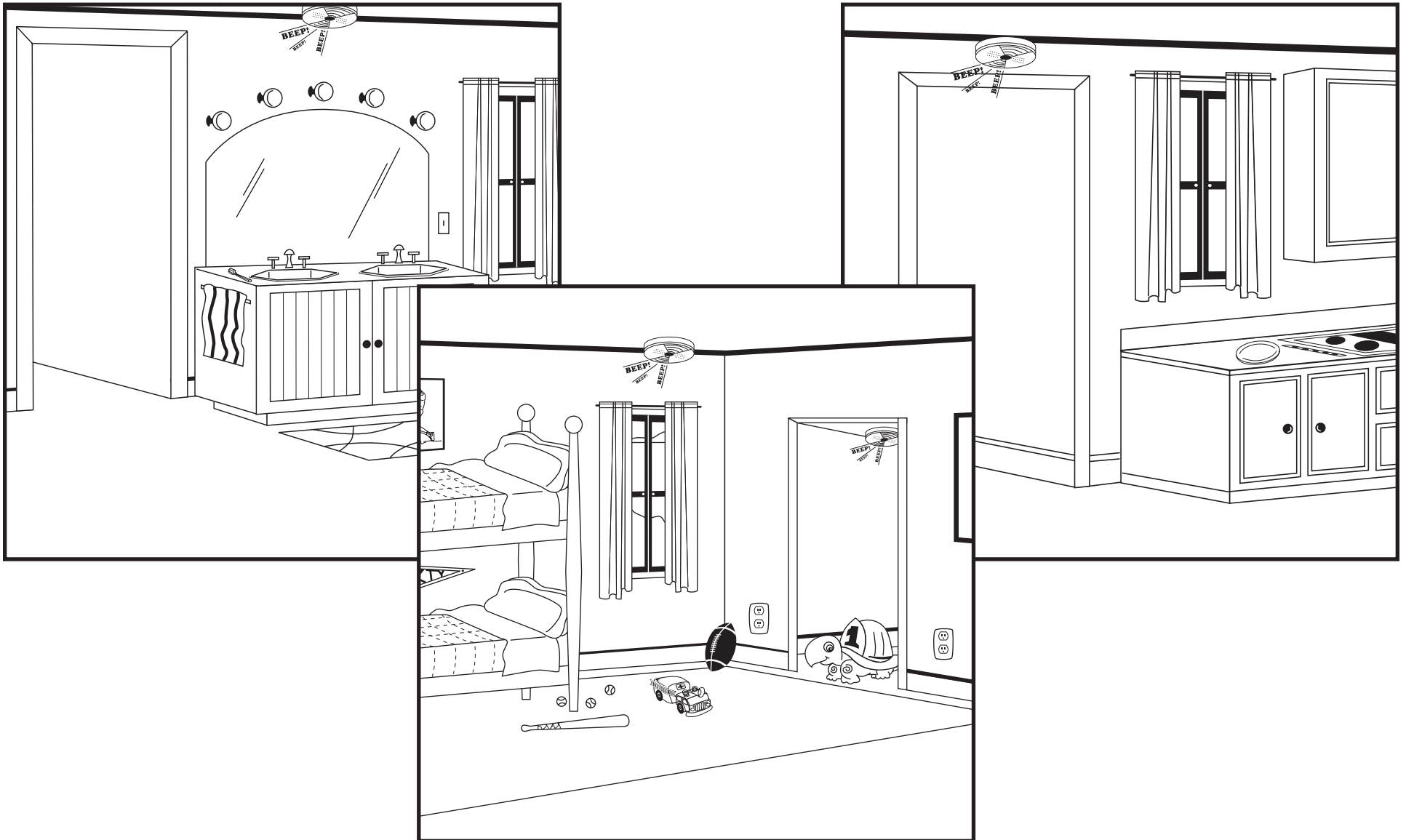


In case of smoke, Stay Low and Go to the nearest exit.

Find Two Ways Out

It's good to know how to escape a fire.

Can you find two ways out of every room in your home?



Make the Right Call

Fill in the correct information, then put this page near a phone in your home.

Post your local
FIRE & RESCUE

number on or
near your telephone,
along with your address
and phone number.

Show your friends
where this information
can be found.



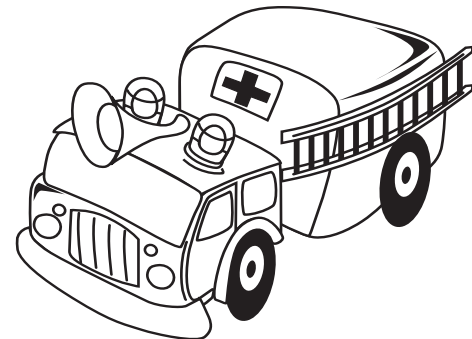
In case of fire or an emergency,
Call:
FIRE & RESCUE

Phone: _____

My address and phone number is:


Address: _____

Phone: _____



Coloring Page


NEVER cook or bake without an adult helping you.



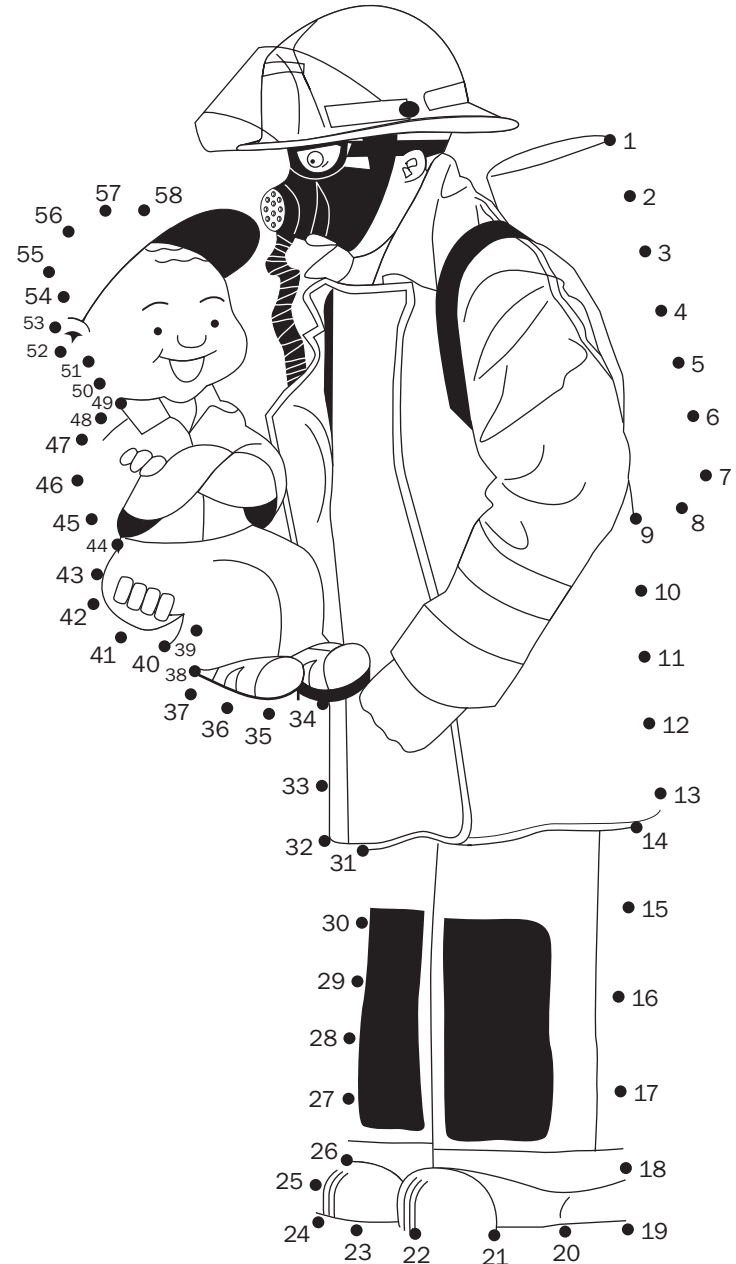

Connect the Dots

Never hide from firefighters.

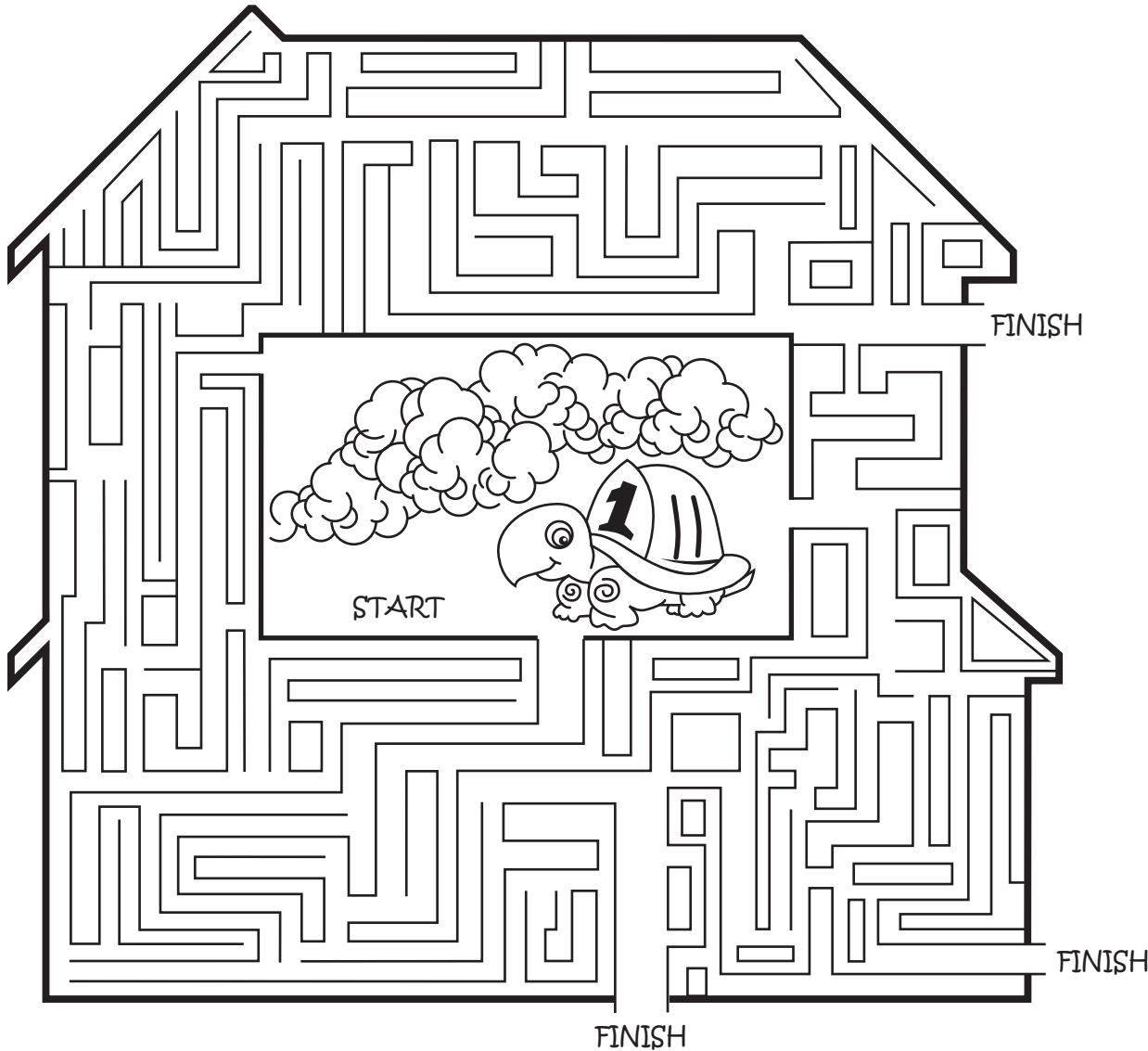
Don't be afraid of firefighters.



In case of fire, they can help you escape.




Escape Maze



As a
Junior Fire
Marshal, you can make
sure your family plans
and practices an
escape plan.

Help Jett
escape through the
maze on this
page.



Unscramble the Words

Here are some scrambled fire safety words.

1. _____

yast owl

6. _____

irfegfhrte

2. _____

peacse

7. _____

oskme laram

3. _____

secrue

8. _____

yrtam

4. _____

wot tixes

9. _____

acwlr

5. _____

tryetab

10. _____

fase




Check your answers on page 20.

Draw an Escape Plan

In the large space, draw an escape plan for your house or apartment. Draw arrows to show how to get out. Show your plan to a parent so you can practice it with your family.



Don't forget doors and windows.

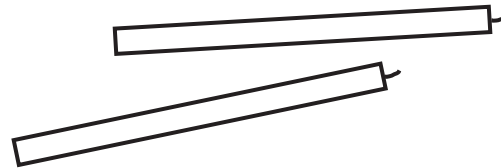
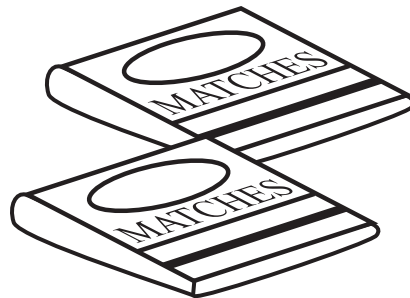
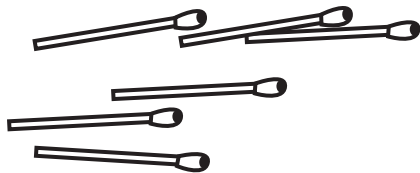




In the small space above, draw your room. Then draw arrows to show two ways out.

Coloring Page

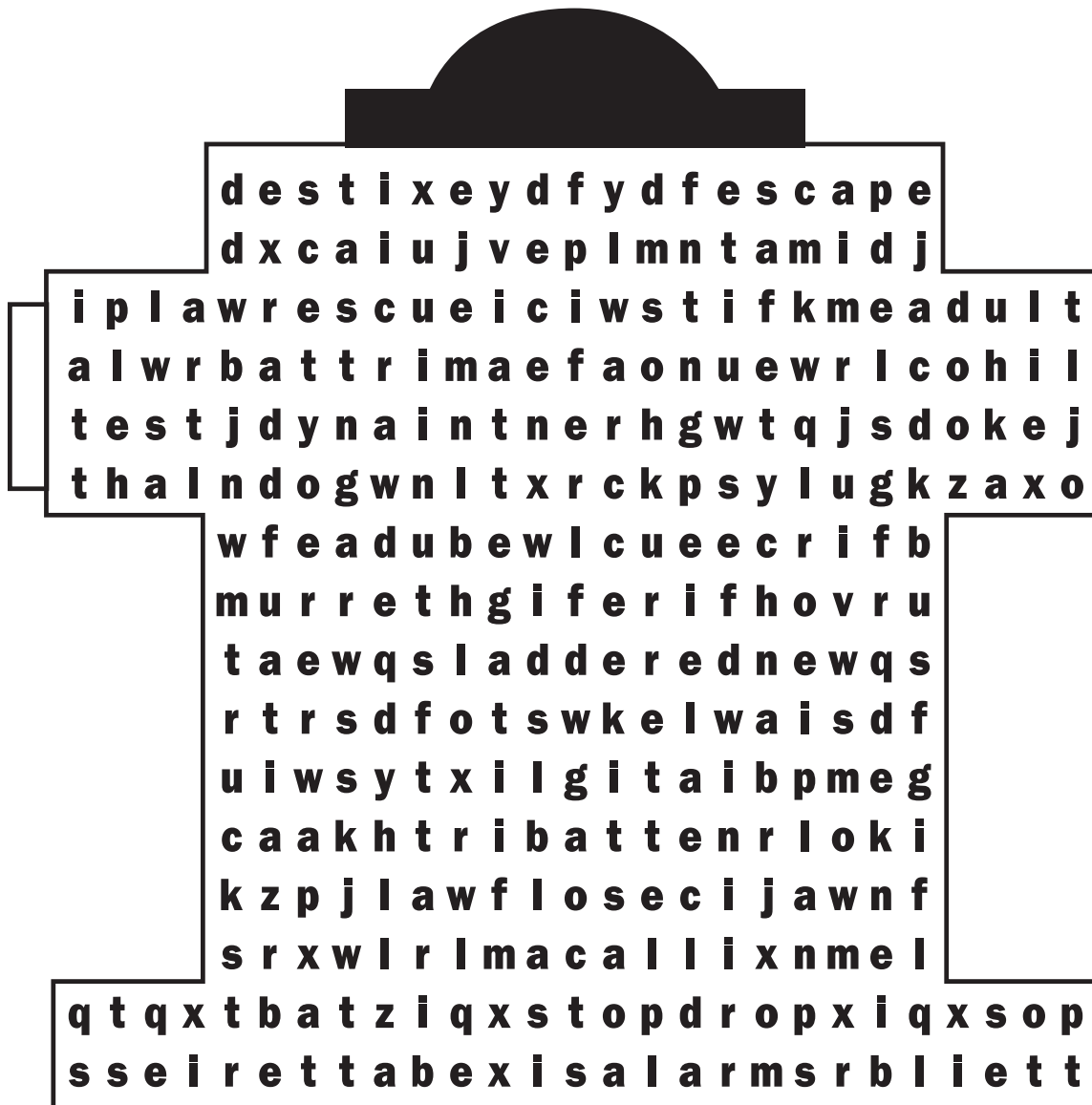
Remind adults to keep matches, lighters, and candles out of a child's reach.

Never
touch matches,
lighters, or candles.
If you find them,
tell an adult.



Word Search

Remember: the words go up, down, and all different ways.



Circle these hidden
fire safety words.

alarm

marshal

adult

escape

firefighter

Call

Crawl

plan

batteries

truck

safety

exits

help


ladder

rescue

Check your answers on page 20.


Coloring Page

Smoke alarms should be in or near every bedroom and on every level of your home.



Drawing Page

Draw a picture of yourself staying low as you exit your room.



Fill in the Blanks

Choose the right word from the list below to fill in the blanks.

smoke alarms two escape door low dangerous loud neighbor's

1. Find at least _____ ways to get out of every room.
2. Stay _____ to the ground when escaping during a fire.
3. Help your family place _____ in your home.
4. Smoke alarms make a very _____ beep to warn you of a fire.
5. Fire is _____.
6. During a fire, always remember to feel a _____ before opening it.
7. After you meet your family outside, call 9-1-1 or the emergency number from a _____ place.
8. An _____ plan can save your family.

Check your answers on page 20.


Important Things to Remember

Fires can be loud, burn very fast, and smoke can make a room very dark.

That's why good escape plans help you get out quickly.

Here's how to help your family with an escape plan.

1. Try to find at least two ways out from every room in your home.
2. Every way needs to be planned and practiced with grownups.
3. Remember to stay low and go.
4. Before opening a door in a fire, feel it first. If it's hot, there may be fire on the other side. Do not open the door. Try to get out another way.
5. Pick an easy-to-remember, safe place outside to meet your family after you get out.
6. Call 9-1-1 or the emergency number from a neighbor's place.
7. Stay outside no matter what. Don't go back in for anything!



Coloring Page

For more fire safety fun and to learn about firefighters, visit our Web site at...

www.usfa.fema.gov/kids



Answer Page

Page 11

1. stay low
2. escape
3. rescue
4. two exits
5. battery
6. firefighter
7. smoke alarm
8. Marty
9. crawl
10. safe

Page 14

d e s t i x e y d f y d f e s c a p e
d x c a i u j v e p l m n t a m i d j
i p l a w r e s c u e i c i w s t i f k m e a d u l t
a l w r b a t t r i m a e f a o n u e w r l c o h i l
t e s t j d y n a i n t n e r h g w t q j s d o k e j
t h a l n d o g w n l t x r c k p s y l u g k z a x o
w f e a d u b e w l c u e e c r i f b
m u r r e t h g i f e r i f h o v r u
t a e w q s l a d d e r e d n e w q s
r t r s d f o t s w k e l w a i s d f
u i w s y t x i l g i t a i b p m e g
c a a k h t r i b a t t e n r l o k i
k z p j l a w f l o s e c i j a w n f
s r x w l r l m a c a l l i x n m e l
q t q x t b a t z i q x s t o p d r o p x i q x s o p
s s e i r e t t a b e x i s a l a r m s r b l i e t t

Page 17

1. two
2. low
3. smoke alarms
4. loud
5. dangerous
6. door
7. neighbor's
8. escape

Cut-Out Page

Color and cut out your Certificate.

Cut along dotted line
and use certificate.

Marty & Jett's Activity Book
Let's Have Fun with Fire Safety

www.usfa.fema.gov/kids

Junior Fire Marshal Certificate



Be it acknowledged that


CHILD'S NAME

has successfully completed

Marty & Jett's Activity Book


and has proven to be better prepared and
more knowledgeable about how to help prevent fires.

On this day, _____
DATE



R. David Paulison
U.S. Fire Administrator

Coloring Page



Cut-Out Page

Color and use your cut-outs.

For more
FUN,
visit me at
www.
usfa.fema.
gov/kids



For more
FUN,
visit me at
www.
usfa.fema.
gov/kids

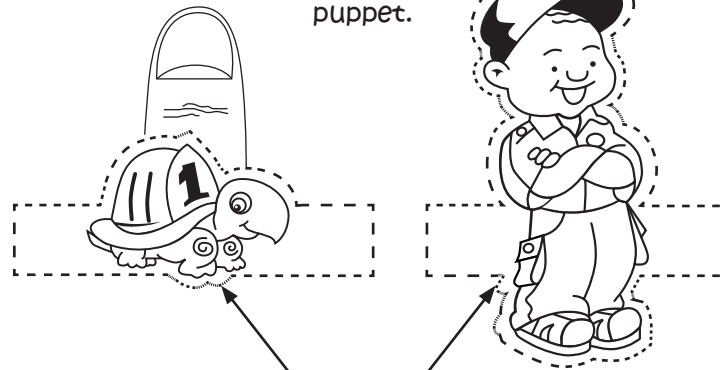


Cut along dotted line
and use as bookmark.

Cut
along
dotted
line
and
use
as
a badge.



Cut along
dotted line to
use as finger
puppet.



Tape along both edges to
keep ends together.

My Drawing Page

Use this page to draw something you learned about fire safety.



State Representative
BRETT R. MILLER
41st Legislative District

District Office: 2938 Columbia Ave., Suite 501, Lancaster, PA 17603 • Phone: (717) 295-5050 • FAX: (717) 295-5053

Harrisburg Office: P.O. Box 202041, Harrisburg, PA 17120-2041 • Phone: (717) 705-7161 • FAX: (717) 705-1946

E-mail: bmiller@pahousegop.com • **Web:** RepMiller.com